

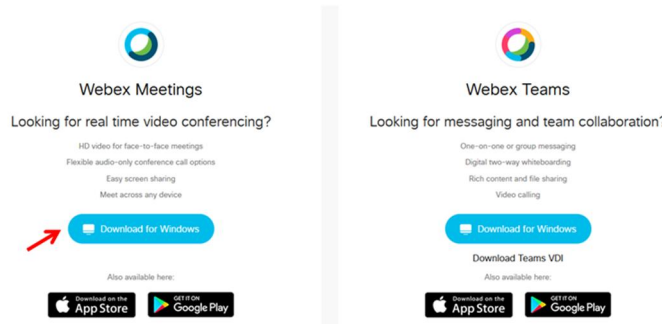
**Structural Engineering (CE4) MTech Admission 2022/23 (Autumn Sem):  
Interview Schedule (May 25, 2022), **Non-GATE Category**.**

SR. No.	Applicant Id	Date	Time	WebEX Meeting Link
1	B215966283	25 May, 2022	09:30	<b>Session-1</b> <a href="https://kaksha.webex.com/meet/kaksha1">https://kaksha.webex.com/meet/kaksha1</a> Time: 09:30 AM - 11:30 AM
2	B217817221		09:45	
3	B218024110		10:00	
4	B218095252		10:15	
5	B221606150		10:30	
6	B222301686		10:45	
7	B224526863		11:00	
8	B227405151		11:15	
1	B216744921	25 May, 2022	11:15	<b>Session-2</b> <a href="https://kaksha.webex.com/meet/kaksha2">https://kaksha.webex.com/meet/kaksha2</a> Time: 11:15 AM - 1:00 PM
2	B219637168		11:30	
3	B219782182		11:45	
4	B219806175		12:00	
5	B221988589		12:15	
6	B222574999		12:30	
7	B223866738		12:45	
8	B227250167		01:00	

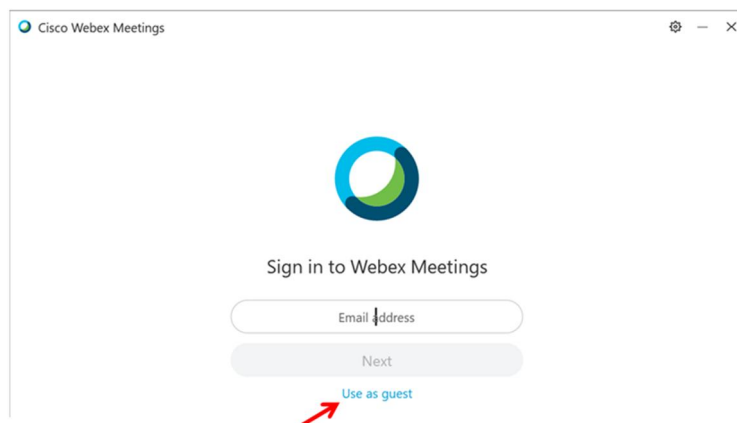
## Instructions for candidates

### PC

1. Go to <https://www.webex.com/downloads.html>. Download and install “Webex Meetings” software by clicking on “Download for Windows”

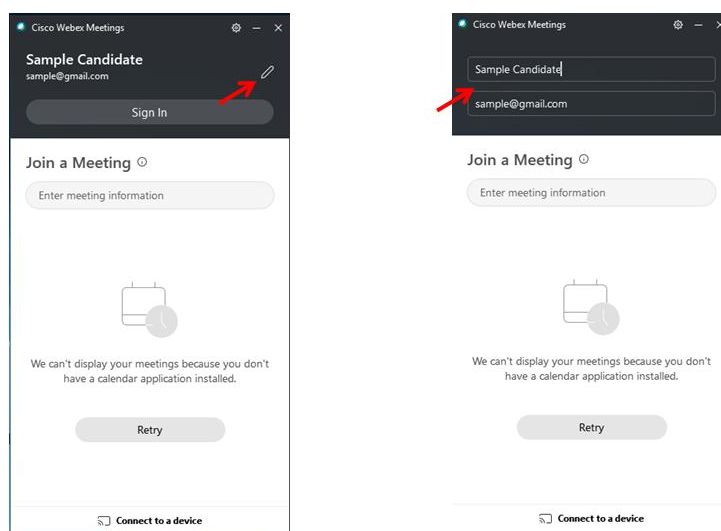


2. Open the “Webex Meetings” application from the desktop. Then click on “Use as guest”.



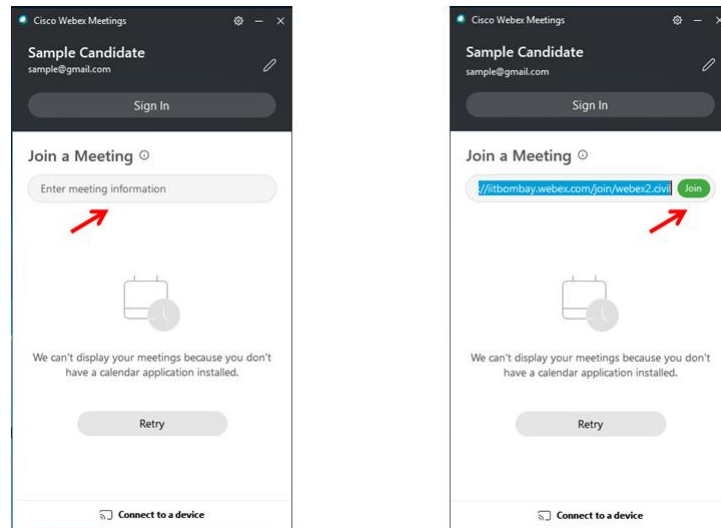
If this window is not displayed for some reason proceed to step 3

3. Next click on “edit” to enter name and email id. DONOT click on “Sign In”



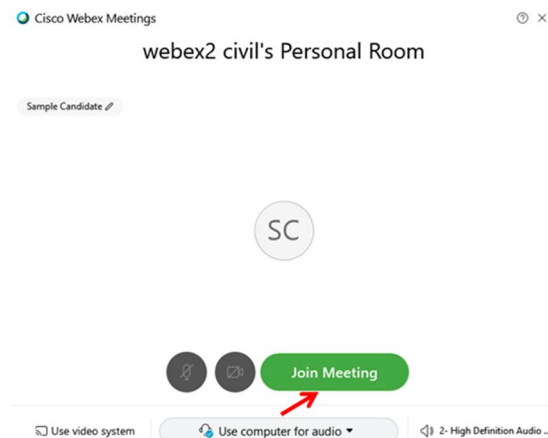
(representative only)

4. Copy paste or type the provided meeting link in “Enter meeting information”. Then click on “Join”.



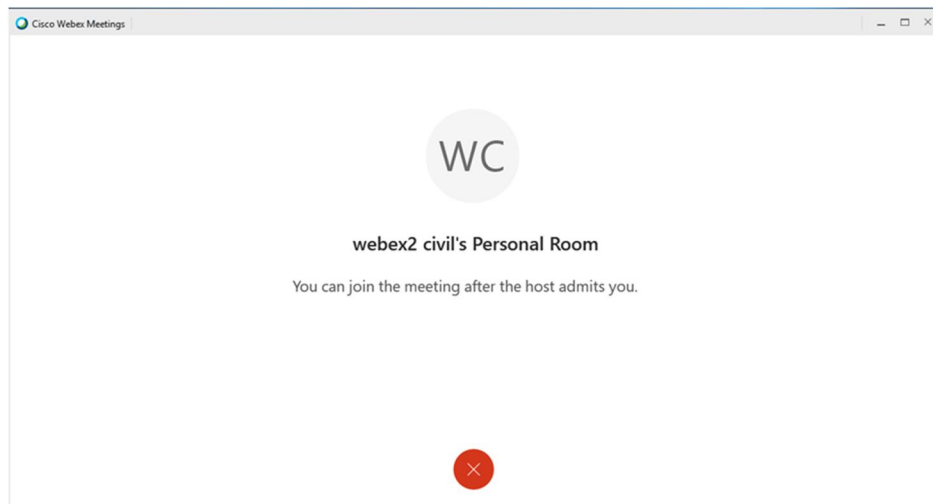
(representative only)

5. Click on “Join Meeting” in the webex pop-up window



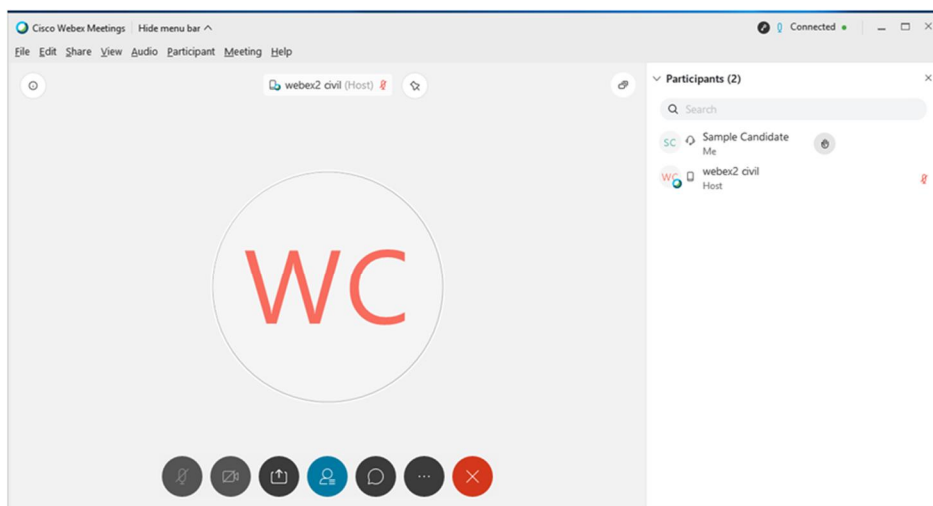
(representative only)

6. Wait for the start of your interview.



(representative only)

7. Once admitted, the interview will start. There are various tool buttons in the bottom of the window. Starting from the left they are, mute/unmute, video on/off, share content, participant list, chat box, options, leave meeting. After the interview is finished click on “leave meeting” to exit the meeting room.



(representative only)

Phone:

1. Download the “webex app” from the app store.
2. Tap on “Join Meeting”
3. Enter the meeting link URL and then tap “join” on the top right corner.
4. Wait for the start of the interview.
5. Once admitted, the interview will start. The buttons at the bottom of the app will enable you to mute/unmute, switch video on/off, share content, leave meeting. After the interview is finished tap on “leave meeting” to exit the meeting room.